



CleanSwitch Integration

Contact-free switch for integration into switch systems
for convenient activation of entrances

Hygienic, attractive, integrable

- Contact-free, hygienic door opening
- Attractive design with visual feedback
- Seamless integration into the cover frame of the switch system

CleanSwitch

Contact-free switch for convenient activation

Hygienic in every application

Any place in which groups of people are found can be a breeding ground for germs and other pathogens. Contact surfaces – and in particular, door handles – are responsible for spreading vast amounts of bacteria and viruses, some of which can pose a real risk to health. This becomes critical when it affects healthcare facilities. Strict hygiene standards are also imposed in the catering industry, as well as other fields in which food is prepared.

CleanSwitch provides a contact-free, hygienic method of opening doors. It works by means of a deliberate hand gesture within the detection range of 10 to 60 centimetres – helping to stop germs in their tracks. Thanks to its attractive design featuring coloured LED feedback, CleanSwitch is an appealing, user-friendly addition to its environment. It takes just a few minutes to get the activation switch up and running and installation can be carried out in any standard flush-mounted box. The highly durable front can be treated using standard surface disinfectants in hospital areas.



Benefits

Hygiene

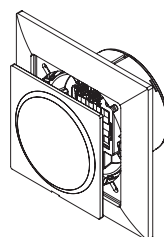
CleanSwitch has been specifically developed for use in buildings subject to strict hygiene requirements, such as healthcare facilities, sanitary areas and the catering industry. It activates entrance points using a contact-free method – a deliberate gesture made by the user – and otherwise keeps doors closed. This helps to prevent the spread of germs. CleanSwitch can also be treated with any standard cleaning agent or disinfectant.

Easy integration

Thanks to its coordinated design, CleanSwitch can be integrated seamlessly into the cover frame of the switch system as an insert. In this way, CleanSwitch helps to ensure harmonised interior design and provides a further design highlight that can be used in modern architecture. The detector module is particularly quick and easy to install and the device settings can be configured without the need for tools.

Customising


CleanSwitch's visually appealing, straightforward design can be adapted in a whole range of ways to suit customers' preferences. It takes just a few seconds to change the colour, level of brightness and mode of the optical feedback – without tools. Not only that, but Bircher also supplies a wide selection of pictograms that can be printed onto the front of the device to make it even more user-friendly. Customised pictograms and logos can also be applied on request.




Integration for **Feller EDIZIOdue**



Integration for **Hager kallysto.line IS.1**





Integration for **Gira Standard 55**



Integration for **Feller EDIZIOdue**



Integration for **Jung AS 500**



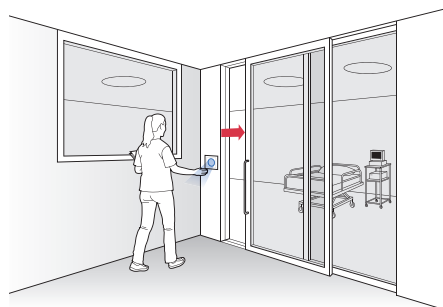
Reliable in every application

Situation

Hospitals, clinics, retirement homes

Solution

- CleanSwitch provides a convenient, contact-free entrance activation method that does away with the need for contact with door handles – which are often contaminated. CleanSwitch can be treated with any standard cleaning agent or disinfectant. The high-contrast LED feedback is easy to identify for people with impaired vision.

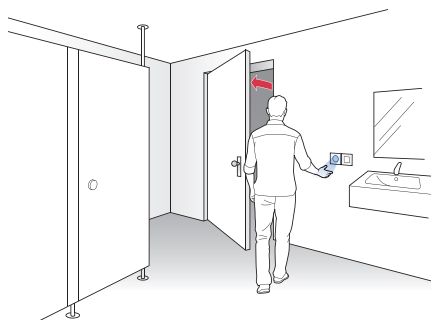


Situation

Public sanitary areas

Solution

- CleanSwitch provides a contact-free method of opening automatic doors to public sanitary areas, and prevents the spread of bacteria and other pathogens.

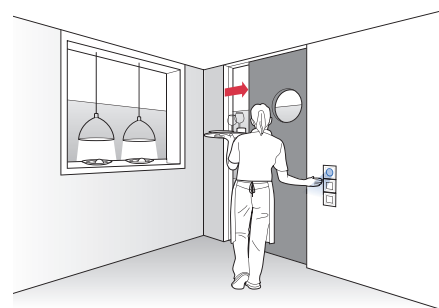


Situation

Catering industry

Solution

- CleanSwitch activates the door by means of a gesture. This means that the entrance to the kitchen is only opened when required – providing service staff with a convenient, hygienic door-opening solution.



Technical data

Mechanical data

| | |
|-----------------------|-----------------------------|
| Material | ASA / PC |
| Feller / Hager / Jung | Duroplast / ASA / PC |
| Dimensions | 88 x 88 x 38 mm (L x W x D) |
| Weight | 55 g |
| Connection type | Plug terminals |
| Colour | White |

Dimensions of CleanSwitch switch insert

| | |
|----------------------------|------------|
| Feller / Hager integration | 60 x 60 mm |
| Gira / Jung integration | 55 x 55 mm |

Dimensions of detector with cover frame

| | |
|--------|-----------------|
| Feller | 88 x 88 x 38 mm |
| Hager | 92 x 92 x 38 mm |
| Gira | 80 x 80 x 40 mm |
| Jung | 80 x 80 x 40 mm |

Electrical data

| | |
|-------------------------|--|
| Operating voltage | 12~24 V AC $\pm 10\%$ (50~60 Hz) 12~24 V DC $+20\%/-10\%$ |
| Frequency range | 50~60 Hz |
| Power consumption | ~ 1 W |
| Output | Potential-free relay with changeover contact |
| Max. switching voltage | (DC) 1 A to 30 V, 0.5 A to 60 V (AC) 1 A to 50 V |
| Max. switching capacity | 30 W (DC) / 50 VA (AC) |
| Output fall-delay time | Relay fall-delay time 0.3 s LED fall-delay time 2 s |

Technological data

| | |
|------------------------|--|
| Technology | Radar |
| Transmission frequency | 24.125 GHz |
| Detection range | 0.1~0.6 m |
| Detection mode | – Pulse mode: Detector is triggered by movement of hand – Toggle mode: first movement door open / second movement door closed |
| Detection speed | Min. 5 Hz or ± 3 cm/s Max. 200 Hz or ± 1.2 m/s |

Ambient conditions

| | |
|---------------------------------|-------------------------------|
| Protection class | IP20 |
| Storage / operation temperature | –20°C to +60°C |
| Air humidity | < 95% rel., non-condensing |

Electromagnetic compatibility standards

| | |
|------------|-----------------------------------|
| Directives | RoHS 2011/65/EU RED 2014/53/EU |
| Immision | EN 61000-6-2 |
| Emission | EN 61000-6-3 |

Note

Technical details and recommendations concerning our products are based on experience and are an aid for the orientation of the user. Details stated in our brochures and data sheets do not guarantee special properties of the products. This does not apply to special product properties confirmed by us in writing or individually. Subject to technical alterations.

Configuration

| CleanSwitch F | / | wt | / | close1 |
|---|---|---|---|--|
| Device and integration CleanSwitch F = Feller CleanSwitch Lock F = Lock Feller CleanSwitch H = Hager CleanSwitch Lock H = Lock Hager CleanSwitch G = Gira CleanSwitch Lock G = Lock Gira CleanSwitch J = Jung CleanSwitch Lock J = Lock Jung | | Cover wt = white bk = black ¹⁾ ¹⁾ only Feller | | Pictogram blank close1 ... |

Description

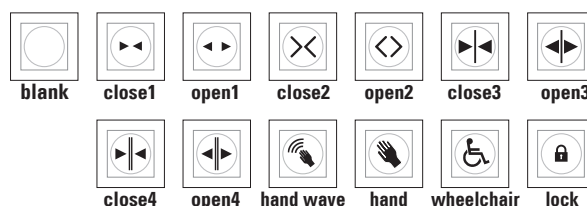
CleanSwitch

Integration for Feller / Hager / Gira / Jung
with optical feedback



Pictograms

Printed on cover



BBC Bircher Smart Access

Wiesengasse 20
8222 Beringen
Switzerland
Phone +41 52 687 11 11
info@bircher.com
bircher.com