

CleanSwitch Lock

Contact-free switch for convenient locking of entrances
with strict hygiene and design requirements

Hygienic, attractive, integrable

- Contact-free, hygienic door locking
- Attractive design with visual feedback
- Standard version compatible with Standard flush-mounted boxes

CleanSwitch Lock

Contact-free switch for convenient locking

Hygienic in every application

Any place in which groups of people are found can be a breeding ground for germs and other pathogens. Contact surfaces – and particularly door handles – are responsible for spreading vast amounts of bacteria and viruses, some of which can pose a real risk to health. With the CleanSwitch Lock, we are expanding the area of “contact-free access”. The door is locked without the user having to touch the door handle or the opener. In areas with high public traffic (such as airports and railway stations), door handles are constantly touched by numerous people.

With CleanSwitch, contact-free opening of doors is possible, and at the same time they can be hygienically locked with the CleanSwitch Lock by a deliberate hand gesture, helping to stop germs in their tracks. Thanks to an attractive design featuring colour LED feedback, both CleanSwitch and CleanSwitch Lock are appealing, user friendly additions to any application. It takes just a few minutes to get the activation switch up and running, and installation can be carried out in any standard flush-mounted box. The highly durable front can be treated using standard cleaning agents and surface disinfectants.



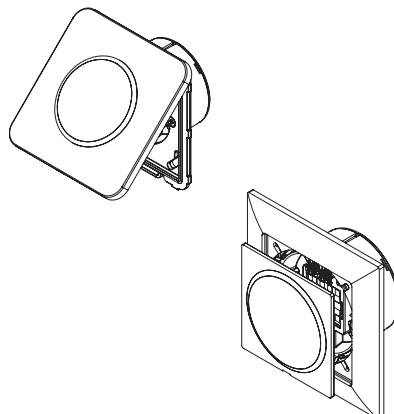
Benefits

Hygiene

CleanSwitch Lock has been specially developed for use in areas with high public traffic and buildings with strict hygiene requirements, such as health care facilities or public sanitary areas. CleanSwitch Lock locks the access in a contact-free way in response to a deliberate gesture – and the door is kept closed. This helps to prevent the spread of germs. CleanSwitch Lock can also be treated with any standard cleaning agents or surface disinfectants.

Easy installation

The intelligent way in which the system has been designed ensures CleanSwitch Lock is compatible with all Standard flush-mounted boxes. CleanSwitch Lock is extremely quick and easy to install. Setting the device is an intuitive process that requires no tools – and the included short guide provides an extra helping hand.



Customising

CleanSwitch Lock's visually appealing, straightforward design can be adapted in a whole range of ways to suit customers' preferences. It takes just a few seconds to change the colour, brightness and mode of the optical feedback – with no tools necessary. Not only that, but Bircher also supplies a wide selection of pictograms that can be printed onto the front of the device to make it even more user-friendly. Customised pictograms and logos can also be applied on request.



CleanSwitch overview


CleanSwitch Standard




CleanSwitch Standard




Integration for Feller EDIZIOdue




Integration for Feller EDIZIOdue



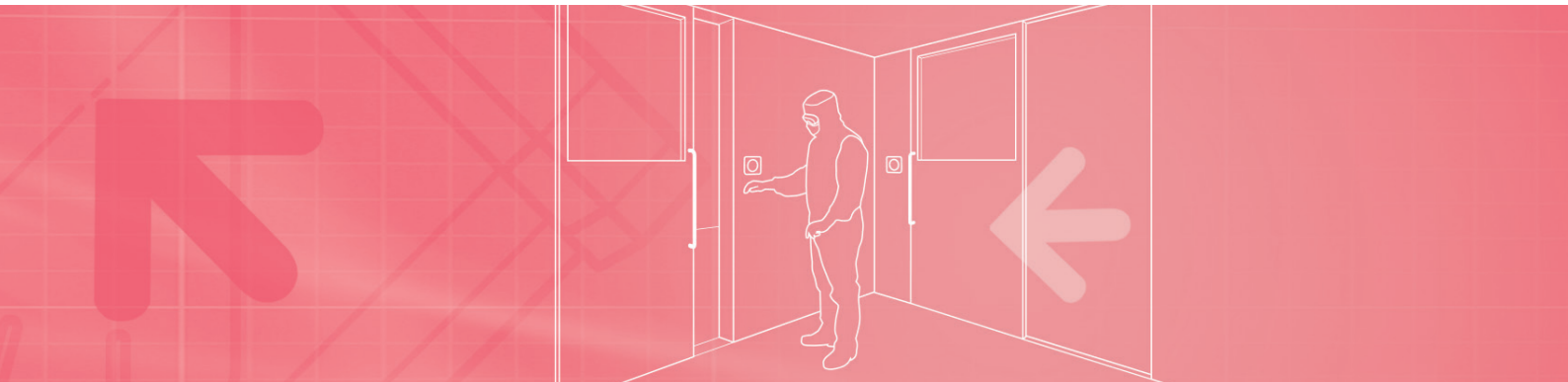

Integration for Hager kallysto.line IS.1



Integration for Jung AS 500



Integration for Gira Standard 55



Applications

Situation

Public sanitary areas

Solution

CleanSwitch Lock provides contact-free locking of automatic doors in public sanitary areas and prevents the spread of bacteria and other pathogens.

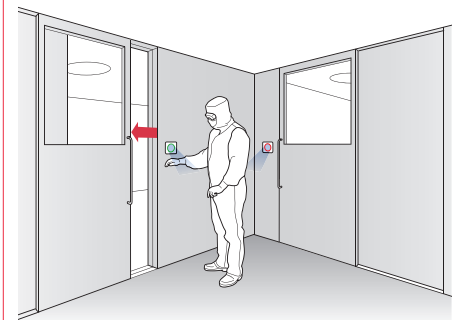


Situation

Hospitals, research institutes, clean room / personnel airlocks

Solution

CleanSwitch Lock activates the door opening and provides the perfect locking sensor in the personnel airlock. Its traffic light control (red/green) and automatic reciprocal locking of the door counteracts possible contamination. This ensures that the clean room is free of particles at all times.



Technical data

Mechanical data

Material	ASA / PC
Standard / Feller	Duroplast / ASA / PC
Hager / Gira / Jung	
Weight	55 g
Connection type	Plug terminals
Colour	
Standard / Feller	White / black
Hager / Gira / Jung	White

Dimensions of CleanSwitch switch insert

Feller / Hager integration	60 x 60 mm
Gira / Jung integration	55 x 55 mm

Dimensions of detector with cover frame

Standard / Feller	88 x 88 x 38 mm
Hager	92 x 92 x 38 mm
Gira	80 x 80 x 40 mm
Jung	80 x 80 x 40 mm

Electrical data

Operating voltage	12~24 V AC $\pm 10\%$ (50~60 Hz) 12~24 V DC $+20\%$ / -10%
Frequency range	50~60 Hz
Power consumption	~ 1 W
Output	Potential-free relay with NO contact
Max. switching voltage	(DC) 1 A to 30 V, 0.5 A to 60 V (AC) 1 A to 50 V
Max. switching capacity	30 W (DC) / 50 VA (AC)
Output fall-delay time	Relay fall-delay time 0.3 s LED fall-delay time 2 s

Technological data

Technology	Radar
Transmission frequency	24.125 GHz
Detection range	0.1~0.6 m
Detection mode	– Pulse mode: Detector is triggered by movement of hand – Toggle mode: first movement door open / second movement door closed
Detection speed	Min. 5 Hz or ± 3 cm/s Max. 200 Hz or ± 1.2 m/s

Ambient conditions

Protection class	IP65
Standard	IP20
Feller / Hager / Gira / Jung	
Storage/operating temperature	–20 °C to +60 °C
Air humidity	< 95% rel., non-condensing



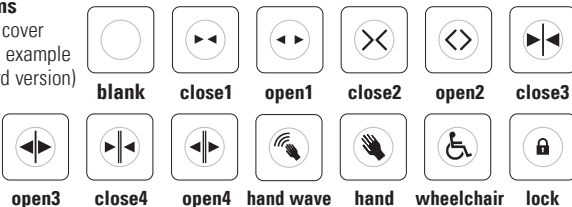
Electromagnetic compatibility standards

Directives	RoHS 2011/65/EU RED 2014/53/EU
Immision	EN 61000-6-2
Emission	EN 61000-6-3

Note





Technical details and recommendations concerning our products are based on experience and are an aid for the orientation of the user. Details stated in our brochures and data sheets do not guarantee special properties of the products. This does not apply to special product properties confirmed by us in writing or individually. Subject to technical alterations.

Configuration

CleanSwitch Lock	/	wt	/	close1
Device and integration CleanSwitch Lock = Lock Standard CleanSwitch Lock F = Lock Feller CleanSwitch Lock H = Lock Hager CleanSwitch Lock G = Lock Gira CleanSwitch Lock J = Lock Jung		Cover wt = white bk = black ¹⁾		Pictogram blank close1 ...
¹⁾ Only Standard and Feller				
Description CleanSwitch Lock Standard with optical feedback				
CleanSwitch Lock Integration for Feller / Hager / Gira / Jung with optical feedback				
Pictograms Printed on cover (taking the example of Standard version)				
421461	CleanSwitch Lock Set WC 1 x CleanSwitch wt/lock 2 x CleanSwitch Lock wt/open2			
421463	CleanSwitch Lock Set CR 4 x CleanSwitch Lock wt/open2			

Components and accessories

(Only usable and compatible with the Standard version)

Cover	Printed	blank	close1	open1	close2	open2	close3
White cover		368145	364980	364981	364982	364983	364984
Black cover		371142	371113	371114	371115	371116	371117
		open3	close4	open4	hand wave	hand	wheelchair
		364985	364986	364987	419281	364988	364989
		371118	371127	371128	419284	371140	371141
							lock
							420507
							420509
371199	CleanSwitch surface-mounted box, white IP65						
371200	CleanSwitch surface-mounted box, black IP65						
412057	HACCP surface-mounted box white IP65						
412056	HACCP surface-mounted box black IP65						

BBC Bircher Smart Access

Wiesengasse 20
8222 Beringen
Switzerland
Tel. +41 52 687 11 11
info@bircher.com
bircher.com