



Hercules 2s

Microwave motion sensor
for industrial doors



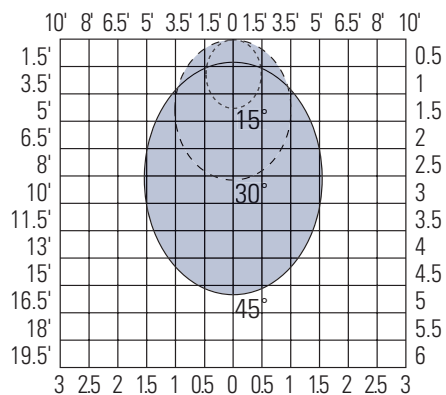
Microwave detection field dimensions

Use the charts below to determine the size of the microwave detection field at various mounting heights and inclination angles.

See user manual section 3 for more information regarding mounting height and inclination angle adjustment.

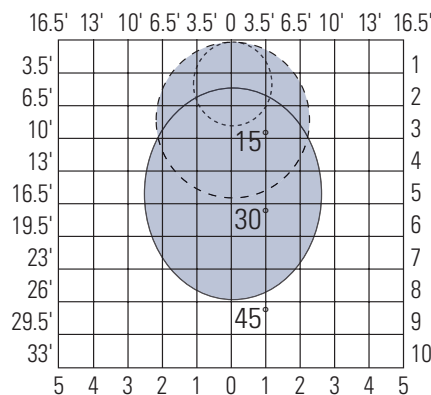
8' (2.5 m) mounting height

Inclination angle 15°–45°



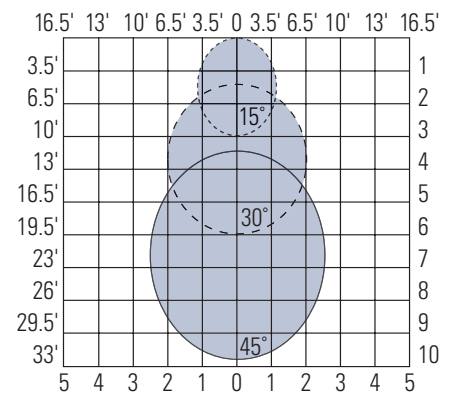
15' (4.5 m) mounting height

Inclination angle 15°–45°



23' (7 m) mounting height

Inclination angle 15°–45°



BBC Bircher Smart Access

870 Pratt Avenue N
Schaumburg, IL 60193
Phone 800 252 1272
Fax 847 952 2005
sales@bircheramerica.com
www.bircher.com