



sensing the future



TopScan

Door mounted active infrared presence sensor for automatic swing and revolving doors

Sleek, reliable, easy to install

- Meets ANSI 156.10 standard without the need for an overhead sensor as independently tested by TÜV USA
- Quick & easy installation
- User-friendly features: no tools necessary for adjustment
- Slimmest presence sensor in its class
- Wide scanning range



TopScan

Active infrared presence sensor for automatic swing and revolving doors

The TopScan presence sensor reliably detects stationary as well as moving objects in the path of automatic swing & revolving doors. TopScan is the sleekest sensor in it's class with a simple design allowing for easy and quick installation. Once installed, TopScan can be easily adjusted without tools.

TopScan is available as a complete ready-to-install assembly or the components can be purchased separately for easy self-assembly. A variety of sizes featuring a varying number of beams are available to perfectly suit your environment.




Your benefits


Product overview

- Meets ANSI 156.10 standard without the need for an overhead sensor as independently tested by TÜV USA
- Slimmest presence sensor in its class – fits any door design
- Thumb wheel and DIP switches allow for simple adjustment without tools
- Suitable for every environment – custom length and number of beams available
- Stands up to tough environmental conditions (snow & rain)
- Background masking feature
- Easy to install
- Self-assembly option available
- Uses triangulation principle (works without background)

Key features

- Easy detection height adjustment by thumb wheel
- Patented mounting bracket features non-slip fixing screw
- Aluminum rail available in black, silver or white
- Quick-disconnect wiring for easy door service
- Sensor is not "handed." Left or right orientation can be easily changed with selection switch



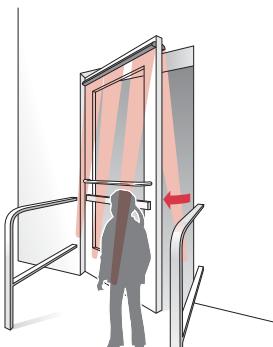


Safe & reliable in every application

Full - Energy Swing Door

TopScan protects people in the path of a full-energy swing door

- Reactivates upon detection during the closing cycle
- Stops, slows, or reverses upon detection during the opening cycle



Low - Energy Swing Door

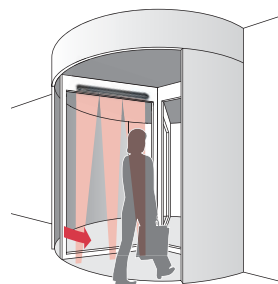
TopScan protects people in the path of a low-energy swing door

- Reactivates upon detection for the slow-moving person
- Reactivates upon detection for the person trailing
- Remains open upon detection



Revolving Door

TopScan provides contactless detection of objects and people in revolving doors



Activation

TopScan increases efficiency by providing easy hands-free activation of automatic doors and windows (drive-thru window shown)

- Includes safety functionality to hold window open as long there is a person or object in the sensor field



Order details

Standard TopScan assemblies – Custom sizes are also available, please call Bircher Reglomat for more information. All assemblies can be easily cut down to exact size on-site. Assemblies are available with **black** or **silver** aluminum rails.

Part no.	Length	# Beams
S-Ts I 36"	36"	1
S-Ts II 36"	36"	2
S-Ts II 42"	42"	2
S-Ts III 36"	36"	3
S-Ts III 42"	42"	3
S-Ts III 48"	48"	3
S-Ts IV 42"	42"	4
S-Ts IV 48"	48"	4



Additional parts & accessories

302734	TopScan beam (AIR16 RE) includes 2 mounting brackets	
213370	TopScan mounting bracket	
225452	Lens cover	
S-Ts K7103.032	Aluminum rail black – sold in 20' lengths	
S-Ts K7103.034	Aluminum rail silver – sold in 20' lengths	
297705	TopScan press-fit end caps including optional screws (one pair)	
S-Ts Cable	8' (2.4 m) 6-wire connection cable with quick-disconnect terminal block	
220535	Cable loop – to protect exposed cables – material plastic	
212356	Cable loop – to protect exposed cables – material metal	
213091	Intra-unit flat cable – 12"	
213095	Intra-unit flat cable – 18"	
213092	Intra-unit flat cable – 24"	
213093	Intra-unit flat cable – 35"	
220535	Rain protection tape	

Packages

Prime Swing Door Kit – Single Panel

Includes (2) TopScan II 36/42"
(1) PrimeMotion microwave motion sensor



Prime Swing Door Kit – Double Panel

Includes (4) TopScan II 36/42"
(1) PrimeMotion microwave motion sensor



Supplementary products

PrimeMotion

Bircher Reglomat's newest microwave motion sensor for automatic swing doors



Reflex 2

Microwave motion sensor with electronically adjustable field
Shown with RC Duo 2 remote for programming



SpotScan

Active infrared presence sensor for protection of entry & pinch points on revolving doors



UniScan

Door-mounted active infrared safety sensor with denser detection pattern for increased swing door safety



Technical data

Physical data

Housing material	Aluminium
Front cover	Unbreakable black polycarbonate (PC)
Weight TS-III 36" assy	1 lb, 8 oz (0.68 kg)
Dimensions	W x H (length variable)
Housing inc. end cap	1.5" x 1.7" (38 mm x 44 mm)
Connection type	Plug-in screw terminal

Technical data

Technology	Active infrared, pulsed 880 nm, triangulation principle
IR spot dimension	Approx. 3" (75 mm) in diameter for scanning range of 80" (2000 mm)
Mounting height	5.5' – 8.8' (1.7 – 2.7 m)
Detection range (reach)	
Stationary	4' – 98" (100 - 2500 mm)
Moving	20' – 98" (500 - 2500 mm)
Response time on detection	Approx. 30 ms

Electrical data

Supply voltage	17 – 37 VDC 18 – 26 VAC
Current consumption	< 110 mA
Test input (stationary only)	Activated with 17 – 30 VDC against power Ⓧ
Response time with test signal	max. 500 ms
Output	Relay, changeover contact 48 V AC/DC, 0.5 A AC / 1 A DC 55 VA / 24 W
Drop-out time after detection	max. 150 ms (stationary) max. 2 s (moving)

Environmental conditions

Protection class	NEMA (IP54)
Operating temperature	–4 °F to +140°F (–20 °C to +60 °C)
Air humidity	< 95 %, non-condensing

Standards

Immission	EN 61000-6-1 EN 61000-6-2
Emission	EN 61000-6-3 EN 61000-6-4

Note

Technical details and recommendations concerning our products are based on experience and are an aid for the orientation of the user. Details stated in our brochures and data sheets do not guarantee special properties of the products. This does not apply to special product properties confirmed by us in writing or individually. Subject to technical alterations.

Bircher Reglomat

870 Pratt Ave N

Schaumburg, IL 60193

Phone 800 252 1272

Fax 847 952 2005

sales@bircherreglomat.com

www.bircherreglomat.com